

# 2011 Product Catalog



**shindaiwa®**  
*Carry the Legend™*



# shindaiwa®

## *Carry the Legend™*

Shindaiwa is a legendary leader in the industry. Our long history includes development of some of the most iconic equipment used including the T27 and T270 Trimmers and we have a complete commitment to quality and performance for the future. From industry benchmarks like the Speed-Feed head to the latest engine innovation, Hybrid 4™, Shindaiwa will continue to *Carry the Legend*.



**2**year  
commercial  
warranty

Shindaiwa provides optimum performance and durability for season after season of outstanding operation on even the toughest jobs and in the harshest conditions. And each one is covered by a 2-year commercial warranty — dependability you can count on.





Shindaiwa has given outdoor power equipment users the optimum performance, durability, and comprehensive customer support they deserve. Shindaiwa equipment is researched, developed and tested by skilled engineers and then manufactured using the highest quality components available so that when it's used on the jobsite, it performs.

Shindaiwa equipment is available in a choice of engine technologies – dependable 2-stroke and the all new 2-stroke/4-stroke fusion: Hybrid 4™. Shindaiwa's 2-stroke technology is lightweight and performs day in and day out. Hybrid 4 is a greener alternative to 2-stroke with lower emissions and increased fuel economy. Read more about Hybrid 4 engine technology on page 4.

Because Shindaiwa provides premium, high quality products to the professional user, and to support their confidence in the product, we've doubled our commercial warranty on all purchases effective January 2010. All Shindaiwa equipment, including both 2-stroke and Hybrid 4 models, carries a two-year commercial warranty. Visit [www.shindaiwa-usa.com](http://www.shindaiwa-usa.com) to read our warranty statement.

About Shindaiwa .....	2	PowerBrooms.....	18
Hybrid 4™ Technology .....	4	Edgers.....	20
Trimmers.....	6	Hedge Trimmers .....	22
Brushcutters .....	8	Articulated Hedge Trimmers .....	24
Trimmer/Brushcutter Accessories..	10	Blowers.....	26
Multi-Tool System .....	14	Sprayers .....	28
Water Pump .....	16	Spreaders .....	30
Lubricants and Accessories.....	17		



# Hybrid 4™

## The Next Generation of Engine Technology

Looking for a greener alternative to traditional 2-stroke engine-driven equipment? Well Shindaiwa's done it again and Hybrid 4 is definitely the answer. Hybrid 4 engine technology is the absolute best choice available today, and it's brought to you by the same legendary Shindaiwa name that introduced the renowned T27 Trimmer, the revolutionary Speed-Feed head, and the PowerBroom™. Hybrid 4 is the latest innovation representing the next generation of engine technology that blends the best parts of 2-stroke and 4-stroke engine technologies.

This extraordinary technology combines the best part of 2-stroke engines (lightweight, high power-to-weight ratios, minimal maintenance and all-position operation) with that of 4-stroke engines (precise ignition/exhaust timing and reduced emissions).

Shindaiwa's Hybrid 4 offers:

- Environment-friendly low emissions levels
- Higher torque to the lower end for more power
- Fuel economy using 10 - 25% less fuel than equivalent two-stroke engines
- A low tone sound
- Reduced starting effort with built-in decompression
- Longer engine life due to dual-stage air filtration

To learn more about Hybrid 4 technology and view animation of how it works, visit [www.hybrid4engine.com](http://www.hybrid4engine.com).





# Hybrid 4™

# shindaiwa®

*Carry the Legend™*

Blending the finest features of two-stroke and four-stroke technology, along with incomparable Shindaiwa engineering tweaks make Hybrid 4 the best technology available, but what makes it better? Hybrid 4 is:

- Better for the environment – low emissions levels
- Better for the operator environment - reduction in fumes and a low engine tone
- Better for productivity - performance-enhancing power to the cutting head gets the job done faster
- Better starting technology - built-in decompression for easier starts
- Better true all-position utility – includes a fuel-born lubrication system for operation in any position, even upside down
- Better torque – higher torque to the lower end for more power in tougher environments
- Better quality - premium components and close-tolerance engineering
- Better durability - dual-stage air filtration for cleaner air into the engine
- Better economy – exceptional life expectancy and they use 10 - 25% less fuel than equivalent Shindaiwa two-cycle engines
- Better warranty - a 2-year commercial warranty
- Better business - easy to maintain and use the same fuel mix as two-stroke engines



To further enhance the performance of the Hybrid 4 engines, Shindaiwa developed Red Armor® engine oil. This revolutionary fuel mix oil begins removing performance-robbing carbon deposits with the first use and will protect against future carbon build-up without sacrificing lubrication or film strength. Red Armor oil is JASO FD and ISO L-EGD rated. Visit [www.redarmoroil.com](http://www.redarmoroil.com) to learn more.

# shindaiwa®



# trimmers



*"I have had a Shindaiwa String Trimmer for 25 years now and it still runs like brand new."*

*— Frank, Dyna Co., Toronto, CA*



## Trimmers

Shindaiwa Trimmers are big on power and low on weight. A choice of engine technologies – either traditional 2-stroke or the new Hybrid 4™ – makes them right for any environment. The stars of the show are the T254 and T344 powered by Hybrid 4 engine technology. The all new T254 and T344 feature beefed up gear cases for more torque to the cutting head for maximum performance in the toughest conditions.

**2year**  
commercial  
warranty

Shindaiwa provides optimum performance and durability for season after season of outstanding operation on even the toughest jobs and in the harshest conditions. And each one is covered by a 2-year commercial warranty — dependability you can count on.



# trimmers

## T344

Comparatively light weight based on its engine class and Hybrid 4™ technology.



Displacement	34 cc
Dry Weight	14/15* lbs.
Overall Length	72.1 in.
Fuel Capacity	23.3 fl. oz.
Cutting Swath	20 in.

\*without head/with head

## T254

Workhorse trimmer with Hybrid 4™ technology and more torque!



Displacement	24.5 cc
Dry Weight	12.6/13.2* lbs.
Overall Length	71.1 in.
Fuel Capacity	20.1 fl. oz.
Cutting Swath	20 in.

\*without head/with head

## T282

Well balanced machine with the lineage of the legendary T27 and T270 trimmers. T282X blade ready model also available.



Displacement	28.9 cc
Dry Weight	13.5/14.7* lbs.
Overall Length	69.9 in.
Fuel Capacity	25.4 fl. oz.
Cutting Swath	20 in.

\*without head/with head

## T242

Hardworking, dependable 2-stroke technology. T242X blade ready model also available.



Displacement	23.9 cc
Dry Weight	11.7/12.5* lbs.
Overall Length	68.5 in.
Fuel Capacity	23.3 fl. oz.
Cutting Swath	20 in.

\*without head/with head



Shindaiwa Red Armor™ engine oil protects against carbon build-up and eliminates existing deposits without sacrificing lubricity.



# brushcutters



*"J. Field Bushhogging loves the Shindaiwa 282 and would not use any other product."*

*— James, J. Field Bushhogging, Richmond, IN*



## Brushcutters

Shindaiwa brushcutters have the performance and comfort you need to handle the toughest conditions. Professional features such as a bicycle-style handlebar with comfortable rubber grips, 20-inch cutting swath, and a choice of 2-stroke or Hybrid 4™ engine technology enable Shindaiwa brushcutters to quickly and effortlessly slice through thick undergrowth. A standard Speed-Feed head, along with blade mount hardware provides maximum versatility to tackle any brush clearing task.

**2year**  
commercial  
warranty

Shindaiwa provides optimum performance and durability for season after season of outstanding operation on even the toughest jobs and in the harshest conditions. And each one is covered by a 2-year commercial warranty — dependability you can count on.



# brushcutters

## C344

Shindaiwa's largest brush-cutter to power through the toughest conditions.



Displacement	34 cc
Dry Weight	14.8/15.8* lbs.
Overall Length	72.1 in.
Fuel Capacity	23.7 fl. oz.
Cutting Swath	20 in.

\*without head/with head

## C254

High-torque performance powered by Hybrid 4™ technology.



Displacement	24.5 cc
Dry Weight	13.2/14.1* lbs.
Overall Length	71.1 in.
Fuel Capacity	20.1 fl. oz.
Cutting Swath	20 in.

\*without head/with head

## C282

Commercial-duty brushcutter based on the legendary C270 platform.



Displacement	28.9 cc
Dry Weight	15.7/16.6* lbs.
Overall Length	70.1 in.
Fuel Capacity	25.4 fl. oz.
Cutting Swath	20 in.

\*without head/with head

## C242

Comfortable operation coupled with light weight.



Displacement	23.9 cc
Dry Weight	12.6/13.2* lbs.
Overall Length	69.1 in.
Fuel Capacity	23.3 fl. oz.
Cutting Swath	20 in.

\*without head/with head



Shindaiwa Red Armor™ engine oil protects against carbon build-up and eliminates existing deposits without sacrificing lubricity.



# trimmer/brushcutter accessories

## Trimmer Debris Shield (with hardware)

Kit for converting all Shindaiwa straight-shaft trimmers with early-style debris shield assembly to the new style. (Kit does not include trimmer head.)

Kit includes:

- Debris Shield Assembly and Mounting Hardware
- Caution Label
- Installation Instructions

**Part# 80561**



## Trimmer-to-Brushcutter Conversion Kit (barrier bar and handle)

Kit includes all components required to convert smaller trimmers to operate with a brushcutter blade. (Kit does not include blade.)

- Barrier Bar, Handle, and Mounting Hardware
- Caution Label
- Blade Mounting Hardware
- Debris Shield Assembly and Mounting Hardware
- Owner's Manual

**Part# 80558** to convert T260 and T261.

**Part# 80559** to convert T230, T231, T2500, T2510, and the M230, M231 Multi-Tools.

**Part# 81113** to convert T272, and T3410.

**Part# 80560** to convert T270 and T350 ("J" Handle).

**Part# 80575** to convert T254 and T344.

**Part# 89282** to convert T282 to T282X

**Part# 89291** to convert T242.

Trimmers manufactured prior to October 2001 may require additional hardware.



## Trimmer-to-Brushcutter Blade/U-handle Combo Conversion Kit

Units operating with metal blades must be equipped with a barrier or handlebar. These kits provide handle assembly, switch and throttle components, shaft connection adapters and blade hardware.

**Part# BCK-9** kit for T272.

**Part# BCK-10** kit for T242.

**Part# BCK-11** kit for T254.



## Brushcutter Debris Shield (with hardware)

Debris shields are necessary on all Shindaiwa brushcutters. Kit for converting all Shindaiwa brushcutters with early-style debris shield assembly to the new style. (Kit does not include blade.)

Kit includes:

- Brushcutter Debris Shield Assembly and Mounting Hardware
- Caution Label
- Assembly Instructions

**Part# 80562** to upgrade C230, C242, C260, C270, C2510, C3410, and BP35.

**Part# 80563** to upgrade C35, C350, B45, and B450.



## Pole Pruner Attachment

Everything needed to turn a T230, T231, T242, T2510, T254 trimmer, AH230/AH231 articulated hedge trimmer, or PB230 PowerBroom™ into a pole pruner.

Kit includes:

- Bar, chain, gearcase assembly, interlocking throttle lever assembly, bar cover, plus all needed fasteners, hardware, tools, labels, and operator's manual.



**Part# 78701**

## Articulated Hedge Trimmer Attachment

Kit contains everything you need to turn a T230, T231, T242, T2510, T254 trimmer, or PB230 PowerBroom™ into an articulated hedge trimmer.

Kit includes:

- Interlocking throttle lever assembly and blade cover, plus all required fasteners, hardware, tools, labels, and operator's manual.



**Part# 78700**

## Brushcutter Pro Harness

Eases long periods of use by distributing weight evenly across the body. Wide hip and shoulder pads improve comfort while reducing fatigue. Reduces risk of contacting machine-cutting area during operation.



**Part# C062000430**



# trimmer line

## Silentwist™



Silentwist™ Professional Premium Co-Polymer Nylon line with a special twist for increased performance and ultra-low noise.

Made from a durable high-grade resin material, the smooth-glide spiral shape of the Shindaiwa Silentwist™ trimmer line has many advantages:

- 10% reduction in high-frequency noise versus round, square, and star-shaped lines.
- Decreased vibration at the trimmer head for smoother cutting.
- Improved engine efficiency for reduced fuel consumption and emissions.
- Increased trimmer head speed compared to round, square, and star-shaped lines.
- Better elongation before trimmer line fracture.

		Part#	Part#
<b>CLAMSHELL LOOPS</b>	.080", 40'	<b>808000</b>	.095", 40' <b>809500</b>
<b>1/2-POUND DONUTS</b>	.080", 61m .105", 35m	<b>808002</b> <b>810502</b>	.095", 43.5m .130", 23m <b>809502</b> <b>813002</b>
<b>1-POUND DONUTS</b>	.080", 122m .155", 32m	<b>808001</b> <b>810501</b>	.095", 87m .130", 46m <b>809501</b> <b>813001</b>
<b>3-POUND SPOOLS</b>	.080", 366m .155", 96m	<b>808003</b> <b>810503</b>	.095", 261m .130", 138m <b>809503</b> <b>813003</b>
<b>5-POUND SPOOLS</b>	.080", 610m .155", 160m	<b>808005</b> <b>810505</b>	.095", 435m .130", 230m <b>809505</b> <b>813005</b>

## Grass Attack™



Professional Premium Co-Polymer Square Trimmer Line

- Green color blends in with grass for a cleaner post-cut finish
- Square profile for improved cutting performance vs round line
- Co-polymer blend for maximum durability
- Available from .080" up to 130"

		Part#	Part#
<b>CLAMSHELL LOOPS</b>	.080", 40'	<b>908000</b>	.095", 40' <b>909500</b>
<b>1-POUND DONUTS</b>	.080", 108m .105", 63m	<b>908001</b> <b>910501</b>	.095", 76m .130", 41m <b>909501</b> <b>913001</b>
<b>3-POUND SPOOLS</b>	.080", 324m .105", 189m	<b>908003</b> <b>910503</b>	.095", 228m .130", 123m <b>909503</b> <b>913003</b>
<b>10-POUND SPOOLS</b>	.080", 1080m .105", 630m	<b>908010</b> <b>910510</b>	.095", 760m .130", 410m <b>909510</b> <b>913010</b>

## Ultra-Flex™



Professional Premium Co-Polymer Round Trimmer Line

- Co-olymer blend for maximum durability
- Excellent balance of cutting performance, noise and strength
- Available from .080" up to .155"

		Part#	Part#
<b>CLAMSHELL LOOPS</b>	.080", 40' .105", 40'	<b>08004</b> <b>10504</b>	.095", 40' <b>09504</b>
<b>1/2-POUND DONUTS</b>	.080", 61m .105", 35m	<b>08002</b> <b>10502</b>	.095", 43.5m .130", 23m <b>09502</b> <b>13002</b>
<b>1-POUND DONUTS</b>	.080", 122m .105", 70m .155", 32m	<b>08001</b> <b>10501</b> <b>15501</b>	.095", 87m .130", 46m <b>09501</b> <b>13001</b>
<b>3-POUND SPOOLS</b>	.080", 366m .105", 210m .155", 96m	<b>08003</b> <b>10503</b> <b>15503</b>	.095", 261m .130", 138m <b>09503</b> <b>13003</b>
<b>5-POUND SPOOLS</b>	.095", 435m .130", 230m	<b>09505</b> <b>13005</b>	.105", 350m .155", 160m <b>10505</b> <b>15505</b>
<b>10-POUND SPOOLS</b>	.080", 1220m .105", 700m .155", 320m	<b>08010</b> <b>10510</b> <b>15510</b>	.095", 870m .130", 460m <b>09510</b> <b>13010</b>



# trimmer heads

## Speed-Feed® 375 & 450 Trimmer Head

- Reload trimmer line in 30 seconds or less!
- Easy to load, no disassembling of head required when loading trimmer line.
- Rugged, reliable semi-automatic head for medium- to heavy-duty applications.
- Advance line by tapping the bottom of the head on the ground.
- Smooth bottom enables the head to glide along the ground.
- Head is pre-wound with .095" diameter Silentwist™ trimmer line.

### Speed-Feed® 450 Trimmer Head

Ideal for larger displacement units (above 25cc) and fits all straight shaft Shindaiwa trimmers and brushcutters and has adapter hardware included to fit-up with most major competitive models.

**Part# 28820-08000** Clamshell with 7 mm, 8 mm, and 10 mm arbor bolts; fits all Shindaiwa straight-shaft trimmers.

**Part# 28820-08001** Bulk pack carton (24 heads) with 7 mm, 8 mm and 10 mm arbor bolts.

### Speed-Feed® 375 Trimmer Head

The Speed-Feed® 375 is smaller in diameter, lighter, and provides better fit-up with a 25cc displacement, or smaller engine.

**Part# 78890-11000** Clamshell with 7 mm, 8 mm, and 10 mm arbor bolts.

**Part# 78890-11001** Bulk pack carton (24 heads) with 7 mm, 8 mm and 10 mm arbor bolts.

### Speed-Feed® Universal Trimmer Head

**Part# 78890-18001** Clamshell with 375 trimmer head and hardware to fit most straight-shaft (LH) competitor units.

**Part# 78890-21001** Clamshell with 450 trimmer head and hardware to fit most straight-shaft (LH) competitor units.

## Speed-Feed® Fast-Loading Trimmer Head™




**Loads in  
30 Seconds!**

### Speed-Feed® ready to use


Watch the video at [WWW.SPEEDFEEDHEAD.COM](http://WWW.SPEEDFEEDHEAD.COM) to see it in action. Or simply take a picture of this > image using your smart phone's QR code app.



**Feed  
trimmer  
line  
through  
eyelet**



**Twist  
top  
disk**




### Heavy-Duty Fixed-Line Head

Cast metal fixed line head is designed for use in the most demanding applications.

- Can be used in either 2-line or 4-line configuration, with up to .155" line.
- Includes hardware for mounting on all current Shindaiwa trimmers.

**Part# 80794A**



### High-Profile Head

Rugged, high-capacity nylon manual-feed head for use in tough conditions.

- Recessed wing nut for added protection.
- Equipped with .095" line; accepts up to .105" line

**Part# UN10**



### Trimmer Head Fit-Up Chart

TRIMMER MODELS	ARBOR BOLT/ BUSHING	Speed-Feed® 375 HEAD	Speed-Feed® 450 HEAD	HIGH PROFILE HEAD	HEAVY DUTY FIXED LINE HEAD
T222, T230, T231, T242, C230, C242	7mm LH Bolt	78890-11000	-	UN10	80794A
T2510, C2510	7mm LH Bolt	78890-11000	28820-08000	UN10	80794A
T260, T261, T270, T272, T282, T350, T3410, C260, C282, C3410	8mm LH Bolt	78890-11000	28820-08000	UN10	80794A
B450, C350	10mm LH Bolt	78890-11000	28820-08000	UN10	80794A
T254, T344, C254, C344	10mm LH Bushing	78890-11000	28820-08000	UN10	80794A



# brushcutter blades

## 9-inch, 4-tooth Steel Blade

Knockout lets blades fit 20 mm or 1 in. arbors.

Fits all blade-capable Shindaiwa straight-shaft units.

**Part # 80728**



## 10-inch, 3-tooth Steel Blade

Knockout lets blades fit 20 mm or 1 in. arbors.

Fits C242, C254, C282 and C344

**Part # 80771**



## Heavy-Duty Blade

Tough steel blade is designed for use on larger brushcutters.

**Part # 80425** 8" diameter fits C242, C254, C282 and C344.



## 9-inch Maximum-duty Blade

For cutting undergrowth and thinning small saplings.

**Part # 80424** fits C242, C254, C282 and C344.



Best for grass, light brush, and shrubs. Reversible for longer life.



For undergrowth and thinning small saplings.



For undergrowth and thinning medium saplings.



**Warning:** A standard trimmer should never be operated with blade-type attachments. A blade-equipped machine must be fitted with barrier bar or a bicycle-type handlebar and a harness or strap.




# multi-tool system



*"What I really like about Shindaiwa products is that they start right away...on the very first or second pull. That's the main reason I keep buying them."*

*— Bob, The Planter's Touch, Easley, SC*



## Multi-tool system

Shindaiwa's Multi-Tool System is built for the commercial user looking for maximum versatility from a single tool. Its simple interlocking connection allows a single power source to be used with up to seven different attachments, ensuring you have the right tool to accomplish the task at hand.

Available in either 2-stroke or Hybrid 4™, the Multi-Tool is a great economical alternative to dedicated units.

**2year**  
commercial  
warranty

Shindaiwa provides optimum performance and durability for season after season of outstanding operation on even the toughest jobs and in the harshest conditions. And each one is covered by a 2-year commercial warranty — dependability you can count on.



# multi-tool system

## M254

Shindaiwa's premium Multi-Tool power source, using Hybrid 4 technology for maximum torque.



Displacement	24.5 cc
Dry Weight	10 lbs.
Fuel Capacity	20.1 fl. oz.

## M242

A versatile, economical 2-stroke power source to handle all commercial landscaping needs.



Displacement	23.9 cc
Dry Weight	9.8 lbs.
Fuel Capacity	23.3 fl. oz.

## Multi-tool system attachments

### Trimmer Attachment

Commercial-grade trimmer attachment using Shindaiwa's Speed-Feed 375 head. 34" length, 3.2 lbs.

Part # 65001



### Articulated Hedge Trimmer

10-position articulation coupled with 20" blades with a 28" shaft for maximum reach. 57.5" length, 5.2 lbs.

Part # 65003



### Mid-Reach Articulated Hedge Trimmer

10-position articulation with a shorter shaft for maneuvering in tight areas. 33" length, 4.8 lbs.


Part # 78703



### Pole Pruner Attachment

10" standard bar with 58" shaft for reaching high limbs. 73" length, 4.3 lbs.

Part # 65002



### Mid-Reach Pole Pruner

10" bar and 19" overall length for trimming short trees or bushes. Also ideal for limbing a downed tree. 19" length, 2.5 lbs.

Part # 78702



### Lawn Edger Attachment

8" blade with open-face shield and guide for effortless edging. 31.5" length, 4.7 lbs.

Part # 65010



### PowerBroom™ Attachment

Ideal for cleaning gravel, mulch or other debris from grass or artificial turf. 36" length, 11.3 lbs.

Part # 80264



## Multi-tool system specifications

DRY WEIGHT	M242	M254	UNIT LENGTH	M242	M254
Without attachments	9.5 lbs. (4.3 kg)	9.9 lbs. (4.5 kg)	With trimmer	69.2 in. (175.7 cm)	69.7 in. (177 cm)
With trimmer attachment (w/o trimmer head)	12 lbs. (5.5 kg)	12.5 lbs. (5.7 kg)	With articulated hedge trimmer, extended	94.2 in. (239.2 cm)	95.2 in. (241 cm)
With articulated hedge trimmer attachment	14.7 lbs. (6.65 kg)	14.9 lbs. (6.8 kg)	With pole pruner (10" bar and chain)	110.3 in. (280.1 cm)	110.9 in. (281 cm)
With pole pruner attachment (10" bar and chain)	12.8 lbs. (5.8 kg)	14.0 lbs. (6.4 kg)	With PowerBroom™ attachment	73.6 in. (186.9 cm)	74.1 in. (192 cm)
With PowerBroom™ attachment	20.9 lbs. (9.5 kg)	21.4 lbs. (9.7 kg)	With lawn edger attachment	68.1 in. (172.9 cm)	68.6 in. (174 cm)
With lawn edger attachment	14.4 lbs. (6.5 kg)	14.0 lbs. (6.4 kg)			
With mid-reach pole pruner (10" bar and chain)	11 lbs. (5 kg)	11.4 lbs. (5.2 kg)			



Shindaiwa Red Armor™ engine oil protects against carbon build-up and eliminates existing deposits without sacrificing lubricity.



# water pump



*"Quality and continued product improvement has been an ongoing commitment of Shindaiwa. I've used their equipment for over 20 years!"*

*— Jake C., Chidsey Lawn & Treecare, Inc.*

## GP344

Shindaiwa's GP344 pump is equipped with dependable Hybrid 4™ technology and has plenty of power to pump water.



Displacement	34 cc
Dry Weight	15.6 lbs.
Discharge Capacity	34.3 gpm
Total Head Lift	157 ft.
Suction Head Lift	26.25 ft.
Fuel Capacity	21.8 fl. oz.



### Hose fittings/ strainer

Included with GP344  
water pump.



### Suction Hose

16.4 ft. of 1" hose.  
Available separately.

**Part # 81856**



Shindaiwa Red Armor™ engine oil protects against carbon build-up and eliminates existing deposits without sacrificing lubricity.

**2**year  
commercial  
warranty

Shindaiwa provides optimum performance and durability for season after season of outstanding operation on even the toughest jobs and in the harshest conditions. And each one is covered by a 2-year commercial warranty — dependability you can count on.



# Lubricants & accessories

## Red Armor Oil™

Shindaiwa Red Armor® engine oil will protect against carbon build-up and quickly remove existing deposits without sacrificing lubrication or film strength. This oil is highly recommended for all 2-stroke and 2/4-stroke engines and is JASO FD and ISO L-EGD rated. Visit [www.redarmoroil.com](http://www.redarmoroil.com) to learn more.



### 50:1 Fuel Mix

83001	48/2.6 fl. oz.
83002	48/6.4 fl. oz.
83003	12/13 fl. oz.
83004	4/1 gal.

## Shindaiwa ONE Engine Oil

This oil is specially formulated to meet ISO-L-EGD and JASO FD standards for use in all 2-cycle and micro 4-cycle engines. Delivers low smoke, temperature protection, and fuel stabilization.



### 50:1 Fuel Mix

80036	48/2.6 fl. oz.
80037	48/6.4 fl. oz.
80748	24/12.8 fl. oz.
80038	12/16 fl. oz.
81099	4/1 gal.
80580	5 gal. pail
80581	55 gal. drum

### 50:1 Fuel Mix (Metric)

80576	48/100 ml
80577	48/200 ml
81895	12/500 ml
80578	12/1 liter



### Oil Dispenser Pump

Handy pump fits five-gallon and 20-liter pails to provide measured quantities of mixing oil with each pump stroke. Delivers 3.38 oz.(100 ml) per stroke.  
Part # 99909-0010



### Gearcase Lubricant

The best solution for easy gearcase maintenance on all straight-shaft trimmers and brushcutters. Great for flex-cable lubrication. Complete with easy-to-understand instructions.  
Part # 13-57 8 oz. tube      Part # 13-58 10 oz. tube

## Accessories

### Safety Helmet SET

Designed specifically for the commercial end-user. Durable nylon six-point fabric head harness helmet, wire mesh face protector, and ear muffs.

Part # 82002



### Face protector

Designed specifically for the commercial end-user. Durable nylon visor, wire mesh face protector, and ear muffs.

Part # 82003



### Safety Glasses

These stylish safety glasses feature tough impact and abrasion-resistant lenses.



### Pigskin Gloves

Unlined Driver's Gloves made of 100% premium-grain pigskin leather. Features keystone thumb. Tough yet supple.

Part # 80406



### Leather Palm Gloves

Heavy side-split leather gloves with white canvas back and 2-1/2 inch rubberized safety cuff. Provides excellent hand protection.

Part # 99909-4



### Super Grip Gloves

String knit honeycomb grip pattern provides super grip capability. Made of 100% polyester. Bright Orange.

Part # 80407





# PowerBroom™



*"The PowerBroom (paddle) attachment is a dream come true for removing scoria (ice melting volcanic rock). Scoria gets hurled into yard and shoulder sections all over town. The rubber paddle slides right across the turf leaving a clean look behind."*

*— Jeremy, Green Scenes LLC, Steamboat Springs, CO*

## PowerBroom™

Shindaiwa's exclusive PowerBroom uses Hybrid 4™ technology and a solid-steel drive shaft to perform any sweeping chore. With 4 different brush or paddle choices, you are sure to have the tool you need to clean debris from nearly any surface.

**2year**  
commercial  
warranty

Shindaiwa provides optimum performance and durability for season after season of outstanding operation on even the toughest jobs and in the harshest conditions. And each one is covered by a 2-year commercial warranty — dependability you can count on.



# PowerBroom™

## PS344

From construction sites and walkways to golf courses and roadsides, the PowerBroom completes any sweeping chore in a fraction of the time.



Displacement	34 cc
Dry Weight	22.2 lbs.
Fuel Capacity	27.3 fl. oz.

## PowerBroom™ Attachments and Accessories

### 12-Fin Rubber Paddles

Rubber paddles avoid damage to soft surfaces such as grass or artificial turf. Ideal for gravel or mulch cleanup. Sweeping swath: 23"



### Nylon Brush

For cleanup of light debris such as heavy loose dirt, from hard surfaces. Also useful for spreading heavy liquids. Sweeping swath: 20"



### Aggressive Nylon Brush

Thicker bristles than the Nylon Brush for moving tougher debris. Sweeping swath: 11"



### Crimped Wire Brush


Our most aggressive brush; perfect for scouring hard surfaces of moss, paint, or for descaling. Sweeping swath: 11"



### Debris Shield

Provides added protection for the operator against liquids or light debris.

99909-33021 fits all PowerBroom™ models.



## PowerBroom™ Fit-up Chart

For PowerBroom	RUBBER PADDLES	NYLON BRUSH	CRIMPED WIRE BRUSH	AGGRESSIVE NYLON BRUSH	CULTIVATOR
PB230	99909-35000	-	-	-	80275
PB270, PB27, PB3410	99909-35000	99909-11027	80297	80712	80275
Replacement Brush Paddle		99909-11004	80208	80711	
For Trimmers					
T230, T231, T242, T230S	99909-22000	-	-	-	99909-44000
T2500, T2510	99909-22000	80746	80745	80714	99909-44000
T270, T272, T350, T3410	99909-33000	99909-11000	80266	80713	99909-55000



Shindaiwa Red Armor™ engine oil protects against carbon build-up and eliminates existing deposits without sacrificing lubricity.



# edgers



*"I have over 250 employees on 100 crews running 300 pieces of Shindaiwa equipment—it is long-lasting and powerful."*

*— Paul, ArtisTree, Venice, FL*



## Edgers

Few things say "professional" like a crisp edge between a lawn and sidewalk or driveway, and Shindaiwa edgers make it easy to leave a perfect edge, every time. Commercial features such as a height-adjustable guide wheel, open-face shield and steel skid plate coupled with either 2-stroke or Hybrid 4™ engine technology power through the toughest grass and dirt to make it easy to finish off a job so you can move on to the next property.

**2year**  
commercial  
warranty

Shindaiwa provides optimum performance and durability for season after season of outstanding operation on even the toughest jobs and in the harshest conditions. And each one is covered by a 2-year commercial warranty—dependability you can count on.



# edgers

## LE254

With a powerful Hybrid 4 engine, the LE254 has more torque to get the job done faster.



Displacement	24.5 cc
Dry Weight	13.6/14* lbs.
Overall Length	69.7 in.
Fuel Capacity	20.1 fl. oz.

\* without head/with head

## LE242

A lightweight 2-stroke engine and perfect balance for comfortable operation.



Displacement	23.9 cc
Dry Weight	13.1/13.4* lbs.
Overall Length	69.7 in.
Fuel Capacity	23.3 fl. oz.

\* without head/with head

## Replacement Blades

### Cyclone™ Lawn Edger Blade

A steel replacement edger blade that can bolt on to any lawn edger in just seconds.



Part # 80419C - 2 pack

Part # 80419B - Bulk package, 50 blades



Shindaiwa Red Armor™ engine oil protects against carbon build-up and eliminates existing deposits without sacrificing lubricity.



# hedge trimmers



*"I have been in the business for 20 years and owned many different brands of lawn care equipment. Nothing beats the dependability, durability and quality of the finished product better than Shindaiwa."*

*— John, Hall's Lawn Care, Lawrenceburg, KY*



## Hedge Trimmers

Shindaiwa Hedge Trimmers are the only hedge trimmers in the industry that offer a choice of either dependable 2-stroke or innovative Hybrid 4™ engine technologies and two blade lengths for each model. Hybrid 4 models include an aluminum support bar that's lighter than a steel version and the U-shape provides for less blade flex resulting in optimum performance. They have the highest torque and lowest emissions available. The chrome-plated, double-reciprocating blades slice "lightning quick" for precise-looking cuts and edges.

**2year**  
commercial  
warranty

Shindaiwa provides optimum performance and durability for season after season of outstanding operation on even the toughest jobs and in the harshest conditions. And each one is covered by a 2-year commercial warranty — dependability you can count on.



# hedge trimmers

## DH254-24 & DH254-30

Newly redesigned, the DH254 has high blade speed and a wide tooth gap for heavy cutting.



Displacement	24.5 cc
Dry Weight-24"	13 lbs.
Dry Weight-30"	13.4 lbs.
Overall Length-24"	42.5 in.
Overall Length-30"	48 in.
Fuel Capacity	18.6 fl. oz.

## HT254-30 & HT254-40

Hybrid 4 power with multi-position use and immediate throttle response.



Displacement	24.5 cc
Dry Weight-30"	12.5 lbs.
Dry Weight-40"	13.2 lbs.
Overall Length-30"	43.3 in.
Overall Length-40"	55.1 in.
Fuel Capacity	18.6 fl. oz.

## DH231-24 & DH231-30

Comfortable operation with reliable, consistent performance.



Displacement	22.5 cc
Dry Weight-24"	12.8 lbs.
Dry Weight-30"	13.4 lbs.
Overall Length-24"	42.5 in.
Overall Length-30"	48 in.
Fuel Capacity	20.3 fl. oz.

## HT231-30 & HT231-40

Reliable 2-stroke engine and chrome-plated, double-reciprocating blades.



Displacement	22.5 cc
Dry Weight-30"	13 lbs.
Dry Weight-40"	13.2 lbs.
Overall Length-30"	43.3 in.
Overall Length-40"	55.1 in.
Fuel Capacity	20.3 fl. oz.

### Hedge Trimmer Deflector Shield

Metal leaf deflectors fit on blade letting you sweep trimmings from hedge. For single-sided hedge trimmers only.

**Part # P021034930** for HT23

**Part #80938** for HT254-30.

**Part #80940** for HT254-40.



Shindaiwa Red Armor™ engine oil protects against carbon build-up and eliminates existing deposits without sacrificing lubricity.



# articulated hedge trimmers



*"I like Shindaiwa. Reliable. Won't switch to another. Employees love 'em. In fact they would lock me out of my own business if I switched brands."*

*— Patrick, All Season Lawn Care & Landscaping, Milwaukee, WI*



## Articulated Hedge Trimmers

Shindaiwa Articulated Hedge Trimmers offer a choice of two engine technologies and models featuring 66" or 93" of total length for the power – and range – for any job. The chrome-plated, double-reciprocating 22" blades make quick work of any hedge. The easily adjustable articulated gear case rotates either 135° or 150° depending on model and transfers amazing torque to the blades.

**2year**  
commercial  
warranty

Shindaiwa provides optimum performance and durability for season after season of outstanding operation on even the toughest jobs and in the harshest conditions. And each one is covered by a 2-year commercial warranty — dependability you can count on.



# articulated hedge trimmers

## AH254


A powerful Hybrid 4 engine and a 93" length allow shaping of just about any hedge.



Displacement	24.5 cc
Dry Weight	14.1 lbs.
Overall Length	93.3 in.
Range	150° - 11 position
Fuel Capacity	20.1 fl. oz.

## AHS254

A high-torque Hybrid 4™ engine and a short shaft make it easily maneuverable and perfect for low shrubs.



Displacement	24.5 cc
Dry Weight	14 lbs.
Overall Length	65.7 in.
Range	135° - 10 position
Fuel Capacity	20.1 fl. oz.

## AH242

Rugged 2-stroke engine and a long shaft for a variety of hedge trimming tasks.



Displacement	23.9 cc
Dry Weight	13.6 lbs.
Overall Length	94 in.
Range	150° - 11 position
Fuel Capacity	23.3 fl. oz.

## AHS242

Well balanced, short shaft allows incredible mid-reach performance and use.



Displacement	23.9 cc
Dry Weight	13.2 lbs.
Overall Length	68.2 in.
Range	135° - 10 position
Fuel Capacity	23.3 fl. oz.



Shindaiwa Red Armor™ engine oil protects against carbon build-up and eliminates existing deposits without sacrificing lubricity.



# blowers



*"In years past, I used to buy new trimmers and blowers every year. I am using the same Shindaiwa trimmers and blowers for 10 years now and still don't need replacing."*

*— Patrick, Classic Landscaping, Edison NJ*



## Blowers

Shindaiwa Blowers feature two of the largest displacement engines in the backpack market and two of the most powerful. Each model features double-adjusting shoulder straps, padded backrests, and ergonomically positioned controls for all day comfort. Handheld blowers are lightweight and powerful offering excellent fuel efficiency and feature low tone Hybrid 4™ engines for operation in noise sensitive environments.

**2year**  
commercial  
warranty

Shindaiwa provides optimum performance and durability for season after season of outstanding operation on even the toughest jobs and in the harshest conditions. And each one is covered by a 2-year commercial warranty — dependability you can count on.



# blowers

## EB854

Hip-mounted throttle and a unique heat sensor that keeps the blower from overheating due to leaf clogging.



Displacement	79.7 cc
Dry Weight	26.02 lbs.
Air Volume	665 CFM
Air Speed	213 mph
Fuel Capacity	67.6 fl. oz.

## EB854RT

Same unit as the EB854 but with a tube-mounted throttle and low noise "hush mode".



Displacement	79.7 cc
Dry Weight	25.8 lbs.
Air Volume	665 CFM
Air Speed	213 mph
Fuel Capacity	67.6 fl. oz.

## EB802

Reliable 2-stroke engine and hip-mounted throttle.



Displacement	79.2 cc
Dry Weight	22.9 lbs.
Air Volume	730 CFM
Air Speed	191 mph
Fuel Capacity	67.6 fl. oz.

## EB802RT

Same unit as the EB802 but with a tube-mounted throttle and low noise "hush mode".



Displacement	79.2 cc
Dry Weight	22.7 lbs.
Air Volume	730 CFM
Air Speed	191 mph
Fuel Capacity	67.6 fl. oz.

## EB344

Hybrid 4 engine technology with a low tone sound and light weight.



Displacement	34 cc
Dry Weight	11.2 lbs.
Air Volume	340 CFM
Air Speed	199 mph
Fuel Capacity	20.4 fl. oz.

## EB254

Hybrid 4 engine technology with a low tone sound and light weight.



Displacement	24.5 cc
Dry Weight	10.8 lbs.
Air Volume	300 CFM
Air Speed	182 mph
Fuel Capacity	20.4 fl. oz.



Shindaiwa Red Armor™ engine oil protects against carbon build-up and eliminates existing deposits without sacrificing lubricity.



# sprayers



*"I've been with Shindaiwa for 15 years. It's been a great machine for my business."*

*— Titus, Williams Yard Service , Knoxville, TN*



## Sprayers

Shindaiwa Sprayers are available in either handheld or backpack styles. Across the entire product line, features include lightweight tanks with UV inhibitors marked in both gallons and liters, comfort grip handles with a lock-on or lock-off feature, heavy duty tubes, and 30" wands that include three nozzles: brass adjustable, fixed fan and fixed cone. All models feature a piston pump with Viton™ seals and backpack versions also feature 4-stage filters along with extra padding for back and waist support. The SP30BPE and SP45BPE feature uniquely-designed "euro-style" tanks.

**2year**  
commercial  
warranty

Shindaiwa provides optimum performance and durability for season after season of outstanding operation on even the toughest jobs and in the harshest conditions. And each one is covered by a 2-year commercial warranty — dependability you can count on.



# sprayers

## SP20HPS

2-gallon capacity,  
easy-to-carry  
handheld sprayer.



Dry Weight	4.6 lbs.
Tank Capacity	2 gal.
Max Pump Pressure	45 psi
Wand Length	28 in.
Hose Length	48 in.

## SP40BPS

4-gallon capacity is  
perfect for larger jobs.



Dry Weight	10.5 lbs.
Tank Capacity	4 gal.
Max Pump Pressure	90 psi
Wand Length	28 in.
Hose Length	48 in.

## SP30BPE

3-gallon capacity and  
industry-unique  
“Euro-style” tank design.



Dry Weight	11.4 lbs.
Tank Capacity	3 gal.
Max Pump Pressure	90 psi
Wand Length	28 in.
Hose Length	48 in.

## SP45BPE

4.5-gallon capacity and  
industry-unique  
“Euro-style” tank design.



Dry Weight	12.4 lbs.
Tank Capacity	4.5 gal.
Max Pump Pressure	90 psi
Wand Length	28 in.
Hose Length	48 in.



# spreaders



*"As a first time user, we are very impressed with the reliability and performance of Shindaiwa products. College grounds involve heavy use. The performance is there along with operator comfort."*

*— Toby, MSU, Springfield, MO*



## Spreaders

Shindaiwa Spreaders are engineered for tough applications and built to last. All four models feature large rubber tires for effortless movement across all types of surfaces and are factory-calibrated to ensure consistent application of a variety of materials. Each one also has a rotary agitator to stir material. The RS40, RS60 and RS76 feature an epoxy-powder coated frame to fight corrosion and the RS76S features a stainless steel frame to withstand the harshest environments and last a long time.

**2year**  
commercial  
warranty

Shindaiwa provides optimum performance and durability for season after season of outstanding operation on even the toughest jobs and in the harshest conditions. And each one is covered by a 2-year commercial warranty — dependability you can count on.



# spreaders

## RS76S

Stainless steel frame built for the harshest use and long life including a lifetime gear warranty.



Dry Weight	26.8 lbs.
Hopper Height	27 in.
Handle Length	36 in.
Hopper Capacity	1.3 cu. ft.
Tires	13 in. diam.
Frame	Stainless Steel

## RS76

Large capacity rugged spreader for heavy-duty, all-purpose use and includes a lifetime gear warranty.



Dry Weight	26.8 lbs.
Hopper Height	27 in.
Handle Length	36 in.
Hopper Capacity	1.3 cu. ft.
Tires	13 in. diam.
Frame	Metal

## RS60

Large capacity hopper for areas greater than one acre.



Dry Weight	22.5 lbs.
Hopper Height	27 in.
Handle Length	31 in.
Hopper Capacity	1.3 cu. ft.
Tires	13 in. diam.
Frame	Metal

## RS41

Perfect homeowner model for areas less than one acre.



Dry Weight	13.6 lbs.
Hopper Height	22 in.
Handle Length	31 in.
Hopper Capacity	.75 cu. ft.
Tires	10 in. diam.
Frame	Plastic

### Side Deflector

Protect sensitive flowers and plants from chemicals. The side deflector is simple to attach and is easily repositioned when not needed. Fits the RS76 and RS76S.

Part # 81214



### Ice Melt Accessory

Shindaiwa RS60, RS76 and RS76S Spreaders can be used year round with an additional ice melt accessory.

Part # 569040 for RS60

Part # 569041 for RS76, RS76S







# shindaiwa®

Shindaiwa • 400 Oakwood Road, Lake Zurich, IL 60047 • 877.9.TORQUE • [www.shindaiwa-usa.com](http://www.shindaiwa-usa.com)

**SHINDAIWA PRODUCT WARRANTY** Shindaiwa manufactures its products to superior quality standards to afford our customers the highest level of satisfaction. In keeping with this goal, Shindaiwa warrants its products to be free from defects in material and workmanship, under normal use and maintenance, and will correct any defect without charge for parts or labor at any authorized Shindaiwa servicing dealer during the warranty period. For commercial use, the warranty period will be two (2) years from date of purchase. (effective January 1, 2010). Some products are not available in all areas. Contact your Shindaiwa dealer for information. Specifications of products are subject to change without notice.

©2011 ECHO Incorporated, a subsidiary of Yamabiko Corporation.

MKT1120001